




PIN & ROLLER SETS




6


Reference	Our reference			
	2578101			
Note/Application	EX	TH	PL	
Pump A Fiat Trax Same KHD	17	8,9	26,4	


Reference	Our reference			
BOSCH 1.413.100.012 1.410.202.006 1.410.300.042	2578102			
Note/Application	EX	TH	PL	
Pump A=D Iveco KHD Navistar Mercedes	17	10,8	24	

Reference	Our reference			
BOSCH 1.413.100.030 1.410.300.248	2578103			
Note/Application	EX	TH	PL	
Pump A=D	17	10.9	23.8	


Reference	Our reference			
	2578104			
Note/Application	EX	TH	PL	
Pump A	17	8.9	26.4	


Reference	Our reference			
	2578105			
Note/Application	EX	TH	PL	
Pump B Fiat 682N3	20	11.6	32.3	


Reference	Our reference			
BOSCH 1.418.750.006	2578106			
Note/Application	EX	TH	PL	
Pump P 6/900=7100 Iveco - Scania - Mercedes - Volvo	24	14.9	31.4	


Reference	Our reference			
BOSCH 2.410.202.024	2578107			
Note/Application	EX	TH	PL	
Pump P S/7800 Daf - KHD Renault Iveco Volvo Mercedes	22	17.3	31.4	


PIN & ROLLER SETS


	Our reference		Reference
	2578108		BOSCH 2.410.202.028
	EX	TH	PL
24	14.9	31.4	Pump P S6999 = 7000 = 7100 Daf- Man -Volvo Scania


	Our reference		Reference
	2578109		
	EX	TH	PL
15	8	17.7	Pump VE

	Our reference		Reference
	2578110		
	EX	TH	PL
15	8	17.7	Pump VE ID

	Our reference		Reference
	2578111		BOSCH XEXEL 9.461.616.674
	EX	TH	PL
15	7.65	17.7	Pump VE new type

	Our reference		Reference
	2578112		BOSCH 1.410.300.052 1.410.202.005 1.410.100.021
	EX	TH	PL
15	9	21.5	Pump PFR/K

	Our reference		Reference
	2578113		CAV 25886 CAV 25887 CAV 25888
	EX	TH	PL
17	11.8	22.2	Pump Mini-Mec

	Our reference		Reference
	2578114		25886 A 25887 A 25888 A
	EX	TH	PL
17	9	26.5	Bedford=Simms